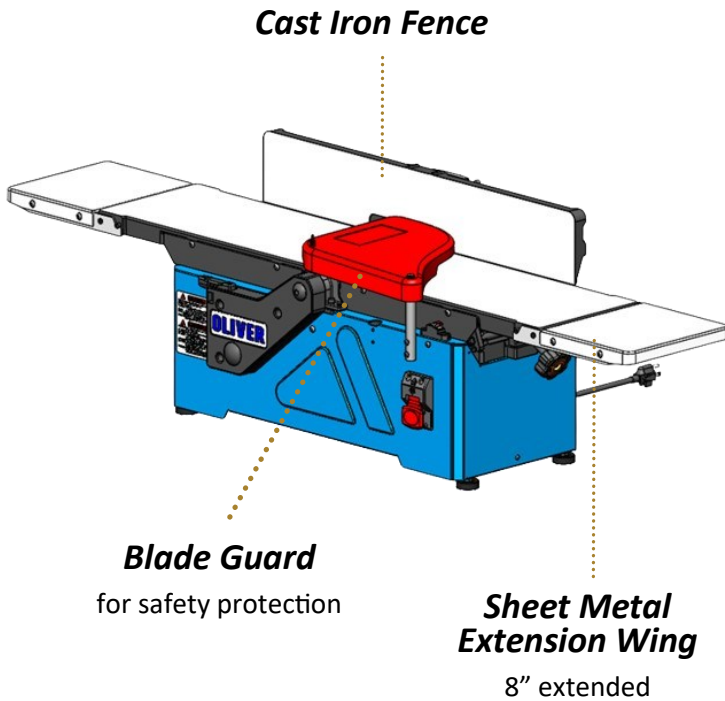


# 8" Benchtop Jointer

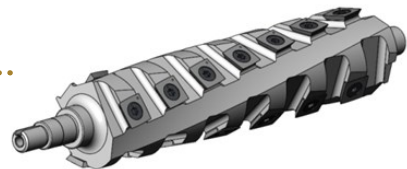


## SPECIFICATIONS

Motor	Universal 2HP 120V 1 $\phi$ 15AMP 50/60HZ
Table Dimensions	8" x 40"
Infeed Table Length	20"
Outfeed Table Length	20"
Maximum Depth of Cut	12.5" X 10.2"
Maximum Cutting Width	8"
Cutterhead Type	Helical
Cutterhead Speed	10,000 RPM
Cutterhead Size	48 mm
Cutterhead with Blade	50 mm
Fence Dimensions	4.7" H x 27.5"L
Dust Port	2-1/2"
Net Weight	79.4 lbs / 36 kgs

## Helical Cutterhead

Tips of Cutterhead Inserts to Outfeed Table parallelism can be adjusted by adding shim underneath Cutterhead.



## FEATURES

Parallelogram structure Infeed Table

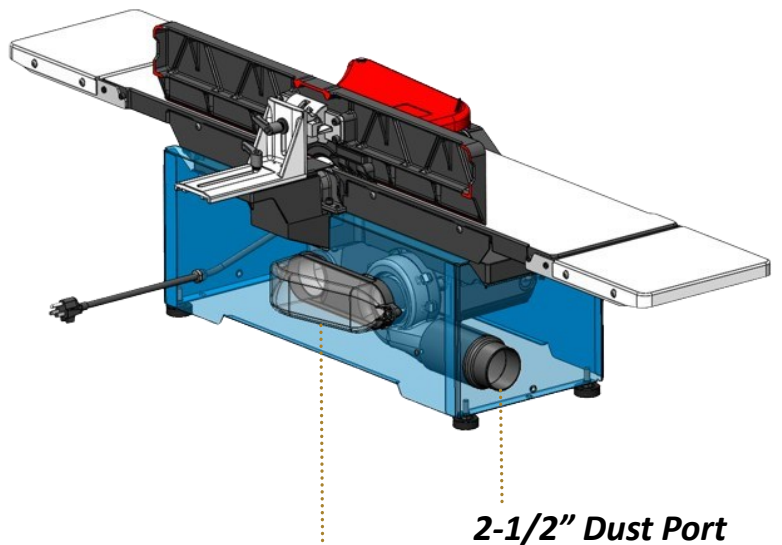
Helical Cutterhead: 3 rows 21 inserts

Fence material: Aluminum

Fence adjustment positive stops: + 45° and 90°

Built-in Dust Collection

Blade Guard for safety protection



**Built-in Dust Collection**

